


Dimensions and weights

Width		
Including packaging	[mm]	580
Excluding packaging	[mm]	515
Depth		
Including packaging	[mm]	910
Excluding packaging	[mm]	777
Height		
Including packaging	[mm]	935
Excluding packaging	[mm]	732
Weight		
Including packaging	[kg]	80
Excluding packaging	[kg]	67
Safety clearances		
Rear	[mm]	50
Right	[mm]	50
Left (larger gap recommended for servicing)	[mm]	50
Top (for ventilation)	[mm]	500

Height with easyTOUCH panel

Appliances with an easyTOUCH panel are 20 mm higher than the specified value.

Electrical connected load ratings

3N~ 400V 50/60Hz (3/N/PE)		
Rated power consumption	[kW]	7,1
Convection power	[kW]	6,8
Motor power	[kW]	0,25
Rated current	[A]	14,8
Fuse	[A]	16
Recommended conductor cross-section for wires laid uncovered in air up to 5 m in length.	[mm ²]	5G2.5

Heat output

Heat output		
Latent heat	[kJ/h]	1330 (0.37 kW)
Sensible heat	[kJ/h]	1450 (0.40 kW)

Water connection

Water drawer holding capacity		
Drinking water drawer	[l]	7,5
Wastewater drawer	[l]	6,0

Water quality

water quality for general use	Drinking water quality	
Hardness for injection, condenser, cleaning		
German degrees of hardness (general hardness: GH)	[°dH]	4 - 7
French degrees of hardness	[TH]	7 - 13
English degrees of hardness	[°e]	5 - 9
International	[ppm]	70 - 125
Chemical	[mmol/l]	0,7 - 1,3
Properties		
temperature (T)	[°C]	max. 40
conductivity	[µS/cm]	min. 20
pH		6,5 - 8,5
Cl ⁻	[mg/l]	max. 100
SO ₄ ²⁻	[mg/l]	max. 150
Fe	[mg/l]	max. 0.1
Carbonate hardness (KH)	[°dH]	Low GH

Maximum permissible loading weight

GN (containers, shelf-grills, baking trays)		
Per combi steamer	[kg]	13
Per shelf	[kg]	5

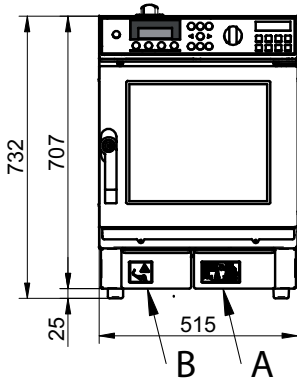
Capacity

Quantity		
GN 1/1 depth 40 mm	[Qty]	6
GN 1/1 depth 65 mm	[Qty]	4
Plate up to Ø 26 cm	[Qty]	8

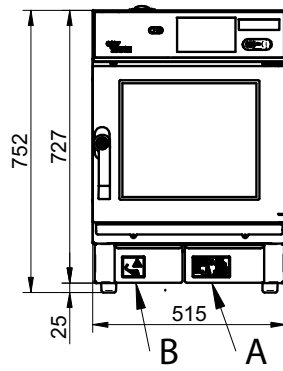
Appliance technical standards

Degree of protection	IPX4	
Approval mark according to national regulations	TÜV/GS, DIN GOST TÜV, SVGW	
Noise emission		
Measured	[dBA]	max. 60

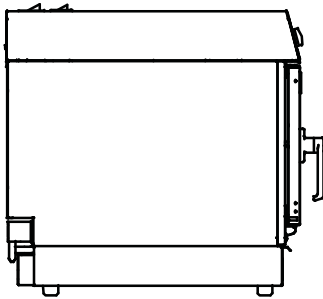
Appliance with standard controls



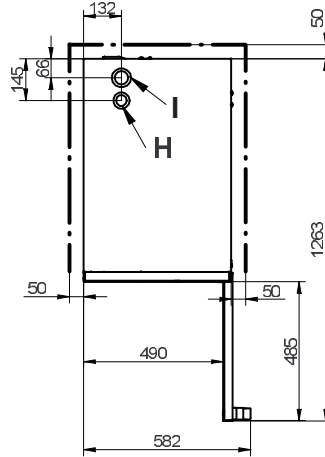
Appliance with easyTOUCH controls



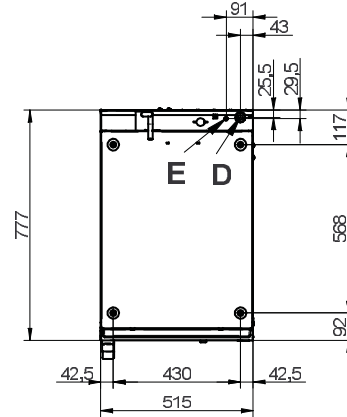
Side view



View from above with wall clearances



Connections on the underside



Meaning of labeled elements

- A Drinking water drawer
- B Wastewater drawer
- D Electrical supply
- E Equipotential bonding
- H Air vent
- I Ventilation port

This document is to be used solely for planning purposes. Please refer to the Installation manual for instructions on installation and positioning.

